




HPA 400 S, 400/30 S



HPA 400/30 SC



HPA 400/30 SDC



HPA 400/30 SD



HPA 600 S

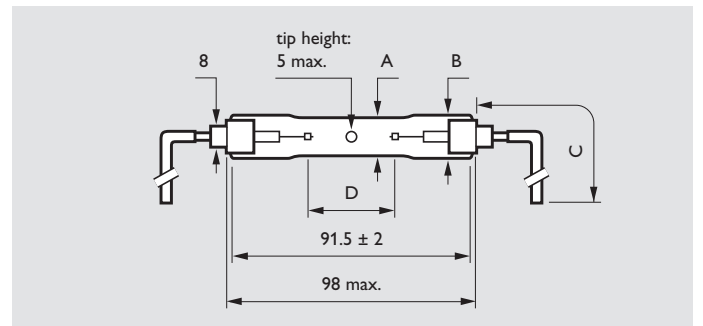
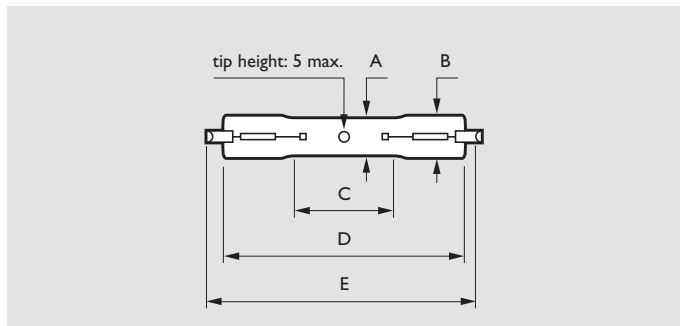
Double-ended medium-pressure metal halide radiators with iron and cobalt additives, emitting ozone-free radiation mainly between 300 and 400 nm. HPA CLEO lamps require a ballast and an ignitor. Their run-up time is four minutes and they require a few minutes of cooling down before re-ignition. Since HPA lamps also emit UV-B and UV-C, a suitable filter should be used. HPA lamps require forced cooling for proper functioning, particularly when used in enclosed equipment. Burning position: horizontal +/- 10 degrees.

Warning

UV radiation, like solar radiation, can cause eye and skin injury if the appropriate safety measures are not observed. Always follow the manufacturer's instructions carefully when using any tanning product or system. When replacing tanning lamps in existing equipment, always adjust the tanning times according to the equipment manufacturer's instructions for the new lamp type.

Applications

- Suntanning



Dimensions in mm

Type	A max.	B max.	C	D	E max.
Cap/base R(X)7s					
HPA 400 S	18.0	22.0	43.0	106.5±2.0	118.0
HPA 400/30 S	18.0	22.0	28.0	91.5±2.0	104.0
HPA 400/30 SD	14.0	16.0	29.0	91.5±2.0	104.0
HPA 600 S	18.0	22.0	46.0	106.5±2.0	118.0

Type	A max.	B max.	C	D
Cap/base cap/cable				
HPA 400/30 SC	18.0	22.0	295.0±5.0	28.0
HPA 400/30 SDC	14.0	16.0	400.0	29.0



Type	Cap/ base	Min. ignition supply voltage V	Lamp wattage W	Lamp current A	UV-A irrad. uW/cm ²	UV-B irrad. uW/cm ²	UV-C irrad. max. uW/cm ²
HPA 400 S	RX7S	198	400	3.4	800	115	25
HPA 400/30 SC	CAP/CABLE	210	400	3.5	900	120	25
HPA 400/30 SDC	CAP/CABLE	198	400	3.4	750	95	10
HPA 400/30 S	RX7S	210	400	3.5	900	120	25
HPA 400/30 SD	RX7S	198	400	3.4	750	95	10
HPA 600 S	RX7S	198	600	4.5	1100	180	20

Type	Erythemat irrad. < 320 nm mW/m ²	Erythemat irrad. > 320 nm mW/m ²	Ratio FDA3/ FDA2	Recommended useful life	Maximum perm. pinch temp. degr.C	Maximum perm. bulb temp. degr.C	Nett weight g	Circuit diagram fig.	Ordering number	EOC
HPA 400 S	650	4.60	3	750	350	950	20.0	1	9280 751 06000	-
HPA 400/30 SC	690	5.20	3	750	350	950	29.7	2	9280 775 06000	191182
HPA 400/30 SDC	560	4.80	3	750	350	950	28.0	2	9280 804 06000	193001
HPA 400/30 S	690	5.20	3	750	350	950	14.0	1	9280 777 06000	-
HPA 400/30 SD	560	4.80	3	750	350	950	12.5	2	9280 796 06000	-
HPA 600 S	810	7.50	3	750	350	950	17.0	1	9280 575 05100	-

All CLEO products are measured at 5 hours according to IEC 61228.

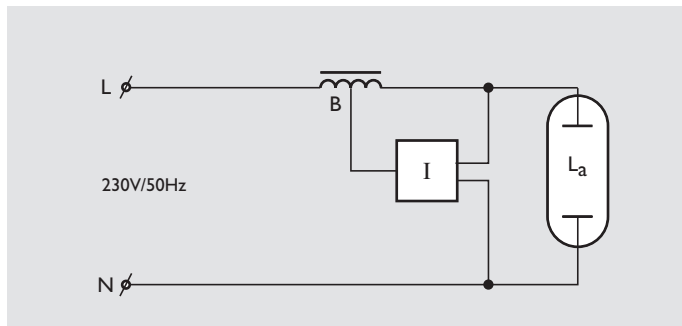


Fig. 1

Lamp	Ballast Type	Ordering no.	Ignitor Type	Ordering no.
HPA 400 S	BHA 400 L33	9136 049 503..	SN 58	9136 195 799..
HPA 400/30 S	BHA 400 L33	9136 049 503..	SN 58	9136 195 799..
HPA 400/30 SC	BHA 400 L33	9136 049 503..	SN 58	9136 195 799..
HPA 400/30 SD	BHL 400 L40	9136 049 203..	MI 400 L Bag Turgi ZG 4.5 SE May and Criste	
HPA 400/30 SDC	BHL 400 L40	9136 049 203..	SE 6 Bag Turgi ZG 4.5 SE May and Criste	
HPA 600 S	BSN 400 L43	9136 230 613..	SN 58	9136 195 799..

Circuit diagrams

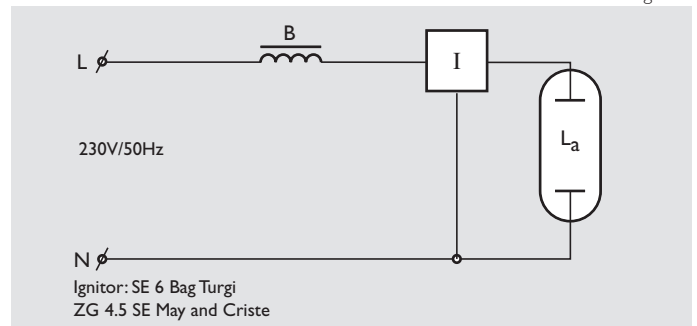
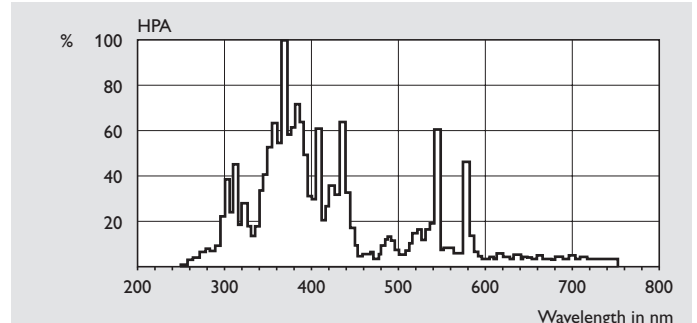


Fig. 2



Spectral power distribution